

2016 年オリエンテーリング世界選手権大会
日本代表チーム 遠征報告書

2016年10月

公益社団法人 日本オリエンテーリング協会 強化委員会

1. 大会概要

大会名：World Orienteering Championships 2016

主催：国際オリエンテーリング連盟

主管者：スウェーデンオリエンテーリング連盟

開催地：Strömstad, Sweden（ストロームスタット、スウェーデン）

大会日程：2016年8月20日～8月27日

大会公式WEBサイト：<http://www.woc2016.se/en/>

大会公式マーク：右図参照

参加国数：51カ国（表1参照）

参加者：競技者330名，チーム役員77名，総計407名



2. 大会日程

月 日	主な活動, 参加レース
8月20日(土)	スプリント予選, 開会式決勝, スプリント決勝,
8月21日(日)	スプリントリレー
8月22日(月)	レストデー
8月23日(火)	ミドルディスタンス競技
8月24日(水)	レストデー
8月25日(木)	ロングディスタンス競技
8月26日(金)	レストデー
8月27日(土)	リレー競技

3. 日本代表チーム

人数：男子選手4名、女子選手2名，チームオフィシャル1名，計7名

男子選手 尾崎弘和（トータス）
長縄知晃（静岡OLC）
松下睦生（京都OLC）
稲森 剛（横浜国立大学）

女子選手 小野澤清楓（群馬大学）
椎名麻美（茨城大学）

チームオフィシャル 吉田 勉（JOA）

4. 地図および結果

男子スプリント予選



Map and course information
 Course setter: Göran Olsson
 Mapping: Maths Carlsson
 Revision: Göran Olsson
 Copyright: Ideffjördens SK
 Layout: Inge Josefsson
 Offset printing: IT Grafiska AB
 Base map: Strömstad Municipality

WOC 2016 sprint Q			
Men A	3,6 km	70 m	
△	◇	○	○
1 103	◇		⊥
2 109	↗		∠
3 123	◇		∧
4 106	○		⊥
5 144	■		⊥
6 131	↗		∠
7 119	↗		∠
8 114	■		○
9 111	※		∠
10 136	※		○
11 134	↗		∠
12 126	※		○
13 110	←		∠
14 135	■		○
15 101	※		∠
16 128	mm	1,0	∠
17 117	↗		∠
18 120	∧		
19 100	×		○

女子スプリント予選





Map and course information
 Course setter: Göran Olsson
 Mapping: Maths Carlsson
 Revision: Göran Olsson
 Copyright: Ideifjordens SK
 Layout: Inge Josefsson
 Offset printing: IT Grafiska AB
 Base map: Strömstad Municipality

WOC 2016 sprint Q			
Women A	3,1 km	60 m	
△	◇	○	
1 103	◇	⊥	
2 109	↗	∨	
3 123	◇	∧	
4 125	∩	⊥	
5 144	■	∧	
6 131	∩	∩	
7 127	⊗	∩	
8 124	■	⊥	
9 112	■	⊥	
10 133	∩	∨	
11 137	↓	∨	
12 116	∩	⊖	
13 129	⊗	⊖	
14 117	∩	∨	
15 138	×	⊖	
16 100	×	⊖	
	○	→	150 m

Official results for Sprint Qualification

Name: Sprint Qualification

Organisers:  Bohuslan Dals OF /  Sweden

Date: 20 August 2016

Men A 3 570 m, 36 starting competitors

Plac	Name	Organisation	Time	Diff	Km time
1	Tue Lassen	DEN	12:32		3:30
2	Andreu Blanes	ESP	12:34	+0:02	3:31
3	Jerker Lysell	SWE	12:35	+0:03	3:31
3	Frederic Tranchand	FRA	12:35	+0:03	3:31
5	Martin Hubmann	SUI	12:36	+0:04	3:31
6	Ralph Street	GBR	12:39	+0:07	3:32
7	Eskil Kinneberg	NOR	12:45	+0:13	3:34
8	Tim Robertson	NZL	12:46	+0:14	3:34
9	Ivan Sirakov	BUL	12:50	+0:18	3:35
10	Ruslan Glibov	UKR	12:51	+0:19	3:35
11	Aron Bako	HUN	12:53	+0:21	3:36
12	Andrea Seppi	ITA	12:59	+0:27	3:38
13	Kenny Kivikas	EST	13:00	+0:28	3:38
14	Algirdas Bartkevicius	LTU	13:01	+0:29	3:38
15	Olli Pekka Koistinen	FIN	13:06	+0:34	3:40
16	Dmitrii Poliakov	RUS	13:09	+0:37	3:41
17	Joao Mega Figueiredo	POR	13:11	+0:39	3:41
18	Jan Prochazka	CZE	13:15	+0:43	3:42
19	Vasili Straltsou	BLR	13:19	+0:47	3:43
20	Arturs Paulins	LAT	13:21	+0:49	3:44
21	Will Critchley	CAN	13:25	+0:53	3:45
22	Henry McNulty	AUS	13:29	+0:57	3:46
23	Matthias Reiner	AUT	13:42	+1:10	3:50
24	Rafal Podzinski	POL	13:43	+1:11	3:50
25	Marvin Goericke	GER	13:53	+1:21	3:53
26	Jeremy Genar	BEL	14:01	+1:29	3:55
27	Matija Razum	CRO	14:35	+2:03	4:05
28	Tomoaki Naganawa	JPN	14:42	+2:10	4:07
29	Tsz Wai Yu	HKG	14:43	+2:11	4:07
30	Guy Sabo	ISR	14:44	+2:12	4:07
31	Ross Smith	USA	14:59	+2:27	4:11
32	Cillin Corbett	IRL	15:04	+2:32	4:13
33	Huzeyfe Sigirci	TUR	15:07	+2:35	4:14
34	Kuan Yu Lin	TPE	15:54	+3:22	4:27
35	Diego Mardones	CHI	30:24	+17:52	8:30
36	Mohamed Abd El Baky	EGY	31:32	+19:00	8:49

Men B 3 540 m, 35 starting competitors

Plac	Name	Organisation	Time	Diff	Km
------	------	--------------	------	------	----

					time
1	Jonas Leandersson	SWE	12:18		3:28
2	Matthias Kyburz	SUI	12:24	+0:06	3:30
2	Emil Svensk	SWE	12:24	+0:06	3:30
4	Antonio Martinez Perez	ESP	12:37	+0:19	3:33
5	Kiril Nikolov	BUL	12:45	+0:27	3:36
6	Marten B Bostrom	FIN	12:53	+0:35	3:38
7	Oystein Kvaal Osterbo	NOR	12:55	+0:37	3:38
8	Milos Nykodym	CZE	12:56	+0:38	3:39
9	Peter Hodgkinson	GBR	12:59	+0:41	3:40
10	Timo Sild	EST	13:01	+0:43	3:40
11	Artem Popov	RUS	13:04	+0:46	3:41
12	Nicolas Simonin	IRL	13:08	+0:50	3:42
12	Robert Merl	AUT	13:08	+0:50	3:42
14	Leon Russell Keely	AUS	13:10	+0:52	3:43
15	Michal Olejnik	POL	13:16	+0:58	3:44
16	Tiago Romao	POR	13:19	+1:01	3:45
17	Loic Capbern	FRA	13:20	+1:02	3:45
18	Soeren Riechers	GER	13:21	+1:03	3:46
19	Magnus Dewett	DEN	13:25	+1:07	3:47
20	Giacomo Zagonel	ITA	13:33	+1:15	3:49
21	Vilius Aleliunas	LTU	13:34	+1:16	3:49
22	Ross Morrison	NZL	14:01	+1:43	3:57
23	Levente Tugyi	HUN	14:02	+1:44	3:57
24	Denys Shcherbakov	UKR	14:03	+1:45	3:58
25	Pieter Hendrickx	BEL	14:06	+1:48	3:58
26	Robbie Anderson	CAN	14:18	+2:00	4:02
27	Hirokazu Osaki	JPN	14:30	+2:12	4:05
28	Orhan Kutlu	TUR	14:59	+2:41	4:13
29	Gerald Yip	HKG	15:20	+3:02	4:19
30	Nikola Bilic	SRB	15:36	+3:18	4:24
31	William Enger	USA	16:11	+3:53	4:34
32	Pablo Sanguinetti	URU	20:01	+7:43	5:39
33	Ahmed ElBanna	EGY	38:39	+26:21	10:55
	Bosang Hyun	KOR	mispunched		
	Andris Jubelis	LAT	mispunched		

Men C 3 530 m, 35 starting competitors

Plac	Name	Organisation	Time	Diff	Km time
1	Martin Regborn	SWE	12:21		3:29
1	Daniel Hubmann	SUI	12:21		3:29
3	Andreas Hougaard Boesen	DEN	12:28	+0:07	3:31
4	Kristian Jones	GBR	12:31	+0:10	3:32
5	Vojtech Kral	CZE	12:34	+0:13	3:33
6	Pavlo Ushkvarok	UKR	12:43	+0:22	3:36
7	Vincent Coupat	FRA	12:44	+0:23	3:36
7	Jonas Vytautas Gvildys	LTU	12:44	+0:23	3:36
9	Andrey Khramov	RUS	12:48	+0:27	3:37

Plac	Name	Organisation	Time	Diff	Km time
10	Sander Vaher	EST	12:56	+0:35	3:39
11	Riccardo Scalet	ITA	13:07	+0:46	3:42
12	Tomas Hendrickx	BEL	13:08	+0:47	3:43
13	Hakon Jarvis Westergard	NOR	13:12	+0:51	3:44
14	Aleksi Niemi	FIN	13:13	+0:52	3:44
15	Aleksander Bernaciak	POL	13:16	+0:55	3:45
16	Tiago Gingao Leal	POR	13:21	+1:00	3:46
16	Damian Konotopetz	CAN	13:21	+1:00	3:46
18	Eduardo Gil Marcos	ESP	13:28	+1:07	3:48
18	Helmut Gremmel	AUT	13:28	+1:07	3:48
18	Mate Baumholczer	HUN	13:28	+1:07	3:48
21	Simon Uppill	AUS	13:36	+1:15	3:51
22	Felix Spaeth	GER	13:40	+1:19	3:52
23	Davis Dislers	LAT	13:45	+1:24	3:53
24	Ivaylo Kamenarov	BUL	13:47	+1:26	3:54
25	Gene Beveridge	NZL	14:02	+1:41	3:58
26	Yasar Ismet Demiroz	TUR	14:23	+2:02	4:04
27	Nitsan Yasur	ISR	14:36	+2:15	4:08
28	Kevin O Boyle	IRL	14:55	+2:34	4:13
29	Mutsuki Matsushita	JPN	14:56	+2:35	4:13
30	Giacomo Barbone	USA	15:13	+2:52	4:18
31	Kin Wai Lee	HKG	15:27	+3:06	4:22
32	Geun Hee Hong	KOR	17:33	+5:12	4:58
33	Luka Vulic	MNE	25:15	+12:54	7:09
34	Jamar Chad Calliste	BAR	30:48	+18:27	8:43
	Andrey Salin	BLR	mispunched		

Women A 3 120 m, 30 starting competitors

Plac	Name	Organisation	Time	Diff	Km time
1	Sari Anttonen	FIN	12:58		4:09
2	Galina Vinogradova	RUS	13:05	+0:07	4:11
3	Maja Alm	DEN	13:10	+0:12	4:13
4	Anastasia Denisova	BLR	13:15	+0:17	4:14
5	Lina Strand	SWE	13:25	+0:27	4:18
6	Rahel Friederich	SUI	13:31	+0:33	4:19
7	Aleksandra Hornik	POL	13:33	+0:35	4:20
8	Ida Marie Naess Bjoergul	NOR	13:35	+0:37	4:21
9	Fanni Gyurko	HUN	13:43	+0:45	4:23
10	Charlotte Ward	GBR	13:52	+0:54	4:26
11	Denisa Kosova	CZE	14:01	+1:03	4:29
12	Alona Sukharevska	UKR	14:07	+1:09	4:31
13	Ausrine Kutkaite	LTU	14:16	+1:18	4:34
14	Sandra Grosberga	LAT	14:19	+1:21	4:35
15	Liliana Gotseva	BUL	14:23	+1:25	4:36
16	Krystal Neumann	AUS	14:30	+1:32	4:38
17	Lauriane Beauvisage	FRA	14:35	+1:37	4:40

Plac	Name	Organisation	Time	Diff	Km time
18	Anna Nilsson Simkovics	AUT	14:40	+1:42	4:42
19	Jula McMillan	NZL	14:42	+1:44	4:42
20	Sigrid Ruul	EST	14:49	+1:51	4:44
21	Wing Hay Yu	HKG	14:57	+1:59	4:47
22	Arntraut Goetsch	GER	15:11	+2:13	4:51
23	Sayaka Onozawa	JPN	15:52	+2:54	5:05
24	Caoimhe O Boyle	IRL	15:57	+2:59	5:06
25	Christine Kirchlechner	ITA	16:08	+3:10	5:10
26	Szu Ying Wu	TPE	16:35	+3:37	5:18
27	Hannah Culberg	USA	16:42	+3:44	5:21
28	Mirja Pavic	CRO	16:50	+3:52	5:23
29	Ana Camarasa	ESP	16:52	+3:54	5:24
30	Yoonsun Cha	KOR	21:18	+8:20	6:49

Women B 3 180 m, 30 starting competitors

Plac	Name	Organisation	Time	Diff	Km time
1	Judith Wyder	SUI	13:21		4:11
2	Anna Dvoriaskaia	RUS	14:30	+1:09	4:33
2	Karolin Ohlsson	SWE	14:30	+1:09	4:33
4	Alice Leake	GBR	14:34	+1:13	4:34
5	Virag Weiler	HUN	14:37	+1:16	4:35
6	Silje Ekroll Jahren	NOR	14:38	+1:17	4:36
7	Natasha Key	AUS	14:39	+1:18	4:36
8	Adela Indrakova	CZE	14:44	+1:23	4:37
9	Merja Rantanen	FIN	14:49	+1:28	4:39
10	Evely Kaasiku	EST	14:52	+1:31	4:40
11	Laura Robertson	NZL	14:53	+1:32	4:40
12	Olga Sluta	UKR	15:16	+1:55	4:48
13	Lea Vercellotti	FRA	15:29	+2:08	4:52
14	Violeta Feliciano Sanjuan	ESP	15:30	+2:09	4:52
15	Laura Vike	LAT	15:40	+2:19	4:55
16	Laura Ramstein	AUT	15:46	+2:25	4:57
17	Tekle Emilija Gvildyte	LTU	15:57	+2:36	5:00
18	Irina Lapitskaya	BLR	16:11	+2:50	5:05
19	Antoaneta Dyaksova	BUL	16:19	+2:58	5:07
20	Hillary Saeger	USA	16:23	+3:02	5:09
21	Nicole Scalet	ITA	16:36	+3:15	5:13
22	Carolina Delgado	POR	16:51	+3:30	5:17
23	Niamh OBoyle	IRL	17:01	+3:40	5:21
24	Pia Ocvirk	CRO	17:11	+3:50	5:24
25	Hau Wah Brenda Chan	HKG	17:30	+4:09	5:30
26	Dudu Erol	TUR	18:29	+5:08	5:48
27	Kyeongmi Park	KOR	31:08	+17:47	9:47
28	Stella Efstathiou	CYP	37:39	+24:18	11:50
	Sladjana Jovanovic	SRB	mispunched		
	Ewa Gwozdz	POL	mispunched		

Women C 3 140 m, 29 starting competitors

Plac	Name	Organisation	Time	Diff	Km time
1	Cecilie Friberg Klysner	DEN	13:06		4:10
2	Iwona Wicha	POL	13:27	+0:21	4:17
3	Nadiya Volynska	UKR	13:33	+0:27	4:18
4	Anastasia Rudnaya	RUS	13:34	+0:28	4:19
5	Elena Roos	SUI	13:43	+0:37	4:22
6	Marika Teini	FIN	13:49	+0:43	4:24
7	Marianne Andersen	NOR	13:57	+0:51	4:26
8	Carlotta Scalet	ITA	14:10	+1:04	4:30
9	Isia Basset	FRA	14:13	+1:07	4:31
10	Ursula Kadan	AUT	14:16	+1:10	4:32
11	Sara Hagstrom	SWE	14:34	+1:28	4:38
12	Tatsiana Zhuravleva	BLR	14:47	+1:41	4:42
13	Imogene Scott	NZL	14:57	+1:51	4:45
14	Mariana Moreira	POR	14:59	+1:53	4:46
15	Ona Rafols Perramon	ESP	15:08	+2:02	4:49
16	Jo Shepherd	GBR	15:10	+2:04	4:49
17	Aislinn Prendergast	AUS	15:14	+2:08	4:51
18	Alexandra Jospe	USA	15:23	+2:17	4:53
19	Inga Kazlauskaite	LTU	15:43	+2:37	5:00
20	Marianne Haug	EST	15:44	+2:38	5:00
21	Jana Knapova	CZE	15:53	+2:47	5:03
22	Emma Waddington	CAN	16:15	+3:09	5:10
22	Ildiko Szerencsi	HUN	16:15	+3:09	5:10
24	Ayse Bozkurt	TUR	16:17	+3:11	5:11
25	Ka Ki Leung	HKG	16:54	+3:48	5:22
26	Olivia Baxter	IRL	17:55	+4:49	5:42
27	Hyun Jung Kim	KOR	24:15	+11:09	7:43
	Asami Shiina	JPN	mispunched		
	Sonia Caminos	ARG	mispunched		
	Shuangyan Hao	CHN	did not start		

Please report errors in the result list to the organiser.

○スプリントリレー競技 (前半)



○スプリントリレー競技 (後半)



Official results for Sprint Relay

Name: Sprint Relay

Organisers:  Bohuslan Dals OF /  Sweden

Date: 21 August 2016

Relay 31 starting competitors

[Leg 1](#) | [Leg 2](#) | [Leg 3](#) | [Leg 4](#) | **Total**

Plac	Name	Leg time	Leg pl	Leg diff	Time	Co plac	Diff
1	Denmark 1				52:35		
	1. Cecilie Friberg Klysner	13:30	2	+0:05	13:30	2	
	2. Tue Lassen	12:49	2	+0:02	26:19	1	-1
	3. Soren Bobach	13:06	6	+0:43	39:25	2	+1
	4. Maja Alm	13:10	2	+0:02	52:35	1	-1
2	Switzerland 1				52:51		
	1. Rahel Friederich	13:36	3	+0:11	13:36	3	
	2. Florian Howald	13:06	5	+0:19	26:42	3	0
	3. Martin Hubmann	13:01	5	+0:38	39:43	3	0
	4. Judith Wyder	13:08	1		52:51	2	-1
3	Sweden 1				53:36		
	1. Lina Strand	13:25	1		13:25	1	
	2. Gustav Bergman	13:07	6	+0:20	26:32	2	+1
	3. Jonas Leandersson	12:41	3	+0:18	39:13	1	-1
	4. Helena Jansson	14:23	8	+1:15	53:36	3	+2
4	Great Britain 1				54:15		
	1. Charlotte Ward	13:59	8	+0:34	13:59	8	
	2. Peter Hodgkinson	13:28	13	+0:41	27:27	9	+1
	3. Kristian Jones	12:23	1		39:50	4	-5
	4. Catherine Taylor	14:25	9	+1:17	54:15	4	0
5	Norway 1				54:36		
	1. Silje Ekroll Jahren	14:34	15	+1:09	14:34	15	
	2. Eskil Kinneberg	13:21	10	+0:34	27:55	15	0
	3. Oystein Kvaal Osterbo	12:50	4	+0:27	40:45	9	-6
	4. Anne Margrethe Hausken Nordberg	13:51	3	+0:43	54:36	5	-4
6	Czech Republic 1				54:42		
	1. Jana Knapova	14:43	18	+1:18	14:43	18	
	2. Milos Nykodym	13:18	9	+0:31	28:01	16	-2
	3. Vojtech Kral	12:31	2	+0:08	40:32	8	-8
	4. Denisa Kosova	14:10	5	+1:02	54:42	6	-2
7	Finland 1				54:44		
	1. Merja Rantanen	13:46	4	+0:21	13:46	4	
	2. Topi Raitanen	13:34	14	+0:47	27:20	5	+1
	3. Marten B Bostrom	13:11	9	+0:48	40:31	7	+2
	4. Venla Harju	14:13	7	+1:05	54:44	7	0
8	France 1				55:38		
	1. Amelie Chataing	14:20	11	+0:55	14:20	11	
	2. Frederic Tranchand	12:53	4	+0:06	27:13	4	-7
	3. Lucas Basset	13:17	10	+0:54	40:30	6	+2
	4. Lea Vercellotti	15:08	14	+2:00	55:38	8	+2
9	Estonia 1				55:59		
	1. Annika Rihma	14:07	9	+0:42	14:07	9	
	2. Kenny Kivikas	13:25	11	+0:38	27:32	11	+2
	3. Sander Vaher	13:19	12	+0:56	40:51	10	-1

Plac	Name	Leg time	Leg pl	Leg diff	Time	Co plac	Diff
	4. Evely Kaasiku	15:08	14	+2:00	55:59	9	-1
10	Austria 1				56:01		
	1. Ursula Kadan	14:13	10	+0:48	14:13	10	
	2. Robert Merl	13:07	6	+0:20	27:20	5	-5
	3. Gernot Kerschbaumer	13:34	16	+1:11	40:54	12	+7
	4. Laura Ramstein	15:07	13	+1:59	56:01	10	-2
11	Poland 1				56:05		
	1. Iwona Wicha	13:47	5	+0:22	13:47	5	
	2. Bartosz Pawlak	13:42	15	+0:55	27:29	10	+5
	3. Michal Olejnik	13:56	19	+1:33	41:25	14	+4
	4. Aleksandra Hornik	14:40	11	+1:32	56:05	11	-3
12	Lithuania 1				56:09		
	1. Ausrine Kutkaite	14:22	12	+0:57	14:22	12	
	2. Jonas Vytautas Gvildys	13:12	8	+0:25	27:34	12	0
	3. Vilius Aleliunas	13:20	13	+0:57	40:54	12	0
	4. Tekle Emilija Gvildyte	15:15	16	+2:07	56:09	12	0
13	Ukraine 1				56:16		
	1. Olha Panchenko	14:45	19	+1:20	14:45	19	
	2. Pavlo Ushkvarok	13:59	19	+1:12	28:44	18	-1
	3. Ruslan Glibov	13:20	13	+0:57	42:04	16	-2
	4. Nadiya Volynska	14:12	6	+1:04	56:16	13	-3
14	Spain 1				56:17		
	1. Ona Rafols Perramon	14:33	13	+1:08	14:33	13	
	2. Antonio Martinez Perez	12:47	1		27:20	5	-8
	3. Andreu Blanes	13:08	7	+0:45	40:28	5	0
	4. Violeta Feliciano Sanjuan	15:49	19	+2:41	56:17	14	+9
15	Hungary 1				56:18		
	1. Fanni Gyurko	13:55	6	+0:30	13:55	6	
	2. Aron Bako	13:50	16	+1:03	27:45	13	+7
	3. Mate Baumholczer	13:40	17	+1:17	41:25	14	+1
	4. Virag Weiler	14:53	12	+1:45	56:18	15	+1
16	Latvia 1				56:21		
	1. Inga Dambe	14:33	13	+1:08	14:33	13	
	2. Davis Dislers	12:52	3	+0:05	27:25	8	-5
	3. Arturs Paulins	13:28	15	+1:05	40:53	11	+3
	4. Sandra Grosberga	15:28	18	+2:20	56:21	16	+5
17	Germany 1				59:01		
	1. Arntraut Goetsch	14:40	17	+1:15	14:40	17	
	2. Soeren Riechers	14:03	22	+1:16	28:43	17	0
	3. Marvin Goericke	14:23	22	+2:00	43:06	19	+2
	4. Susen Loesch	15:55	20	+2:47	59:01	17	-2
18	Bulgaria 1				59:16		
	1. Liliana Gotseva	15:04	20	+1:39	15:04	20	
	2. Kiril Nikolov	14:02	21	+1:15	29:06	19	-1
	3. Ivan Sirakov	13:17	10	+0:54	42:23	17	-2
	4. Antoaneta Dyaksova	16:53	24	+3:45	59:16	18	+1
19	Canada 1				59:43		
	1. Emily Kemp	13:57	7	+0:32	13:57	7	
	2. Damian Konotopetz	13:57	18	+1:10	27:54	14	+7
	3. Will Critchley	14:34	23	+2:11	42:28	18	+4
	4. Emma Waddington	17:15	26	+4:07	59:43	19	+1
20	Australia 1				1:00:05		
	1. Krystal Neumann	15:12	22	+1:47	15:12	22	

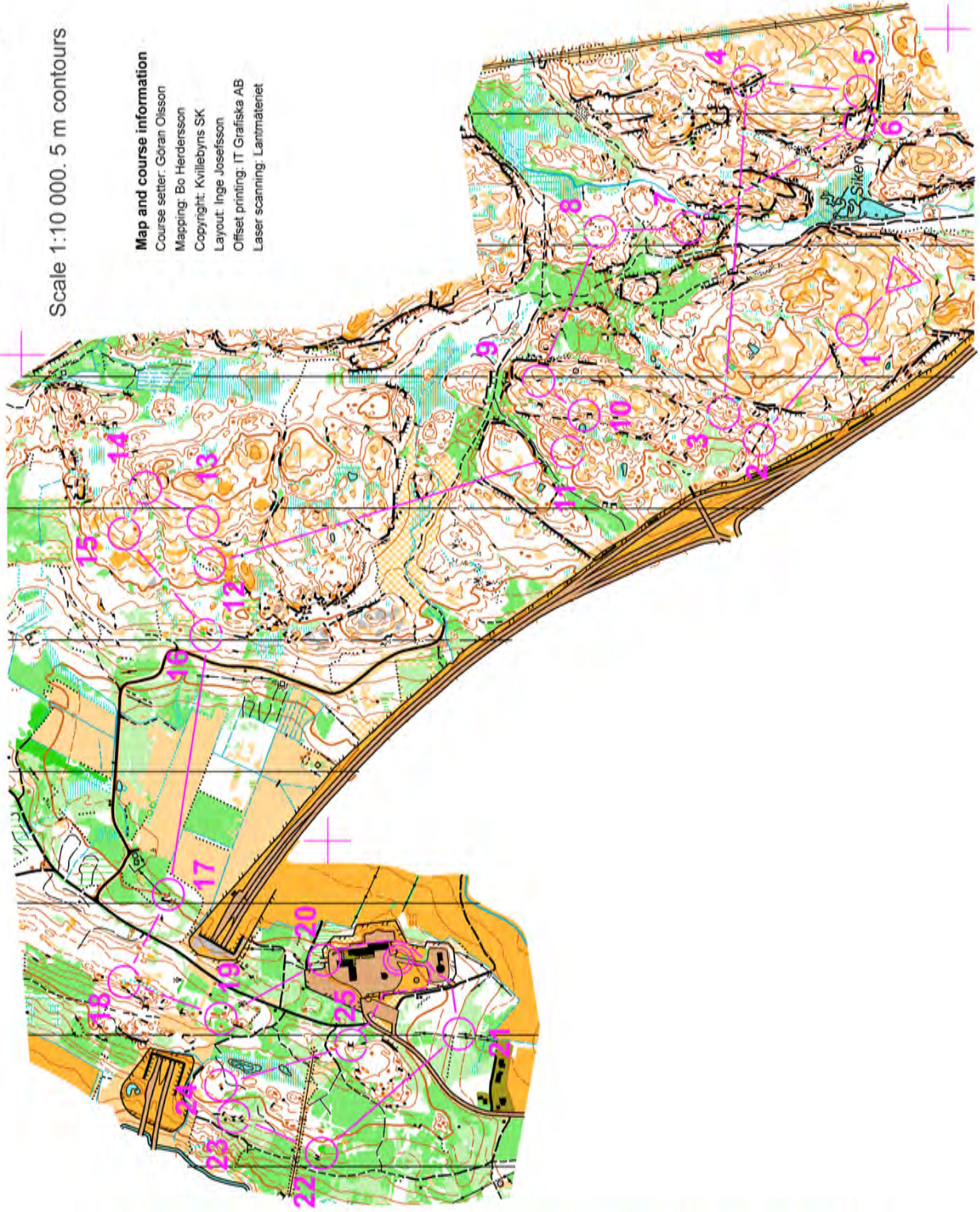
Plac	Name	Leg time	Leg pl	Leg diff	Time	Co plac	Diff
	2. Leon Russell Keely	14:01	20	+1:14	29:13	20	-2
	3. Henry McNulty	14:49	24	+2:26	44:02	21	+1
	4. Natasha Key	16:03	22	+2:55	1:00:05	20	-1
21	Portugal 1				1:00:12		
	1. Mariana Moreira	15:08	21	+1:43	15:08	21	
	2. Joao Mega Figueiredo	14:15	23	+1:28	29:23	21	0
	3. Tiago Gingao Leal	13:47	18	+1:24	43:10	20	-1
	4. Carolina Delgado	17:02	25	+3:54	1:00:12	21	+1
22	Italy 1				1:00:35		
	1. Carlotta Scalet	16:02	23	+2:37	16:02	23	
	2. Andrea Seppi	14:23	24	+1:36	30:25	22	-1
	3. Giacomo Zagonel	14:11	21	+1:48	44:36	22	0
	4. Christine Kirchlechner	15:59	21	+2:51	1:00:35	22	0
23	New Zealand 1				1:03:17		
	1. Jula McMillan	19:04	28	+5:39	19:04	28	
	2. Tim Robertson	13:26	12	+0:39	32:30	25	-3
	3. Ross Morrison	15:25	25	+3:02	47:55	24	-1
	4. Laura Robertson	15:22	17	+2:14	1:03:17	23	-1
24	United States 1				1:04:10		
	1. Samantha Saeger	14:36	16	+1:11	14:36	16	
	2. Giacomo Barbone	16:05	29	+3:18	30:41	23	+7
	3. William Enger	16:55	30	+4:32	47:36	23	0
	4. Hillary Saeger	16:34	23	+3:26	1:04:10	24	+1
25	Ireland 1				1:07:32		
	1. Caoimhe O Boyle	17:11	25	+3:46	17:11	25	
	2. Kevin O Boyle	15:05	26	+2:18	32:16	24	-1
	3. Jonathan Quinn	16:31	29	+4:08	48:47	25	+1
	4. Olivia Baxter	18:45	27	+5:37	1:07:32	25	0
26	Hong Kong 1				1:08:10		
	1. Wing Hay Yu	17:03	24	+3:38	17:03	24	
	2. Tsz Wai Yu	15:38	28	+2:51	32:41	26	+2
	3. Gerald Yip	16:28	28	+4:05	49:09	26	0
	4. Ka Ki Leung	19:01	28	+5:53	1:08:10	26	0
27	Turkey 1				1:10:32		
	1. Ayse Bozkurt	17:32	26	+4:07	17:32	26	
	2. Orhan Kutlu	16:18	30	+3:31	33:50	28	+2
	3. Huzeyfe Sigirci	15:54	26	+3:31	49:44	28	0
	4. Dudu Erol	20:48	29	+7:40	1:10:32	27	-1
28	Japan 1				1:12:11		
	1. Sayaka Onozawa	17:56	27	+4:31	17:56	27	
	2. Tomoaki Naganawa	15:25	27	+2:38	33:21	27	0
	3. Go Inamori	16:15	27	+3:52	49:36	27	0
	4. Asami Shiina	22:35	30	+9:27	1:12:11	28	+1
	Belarus 1				mispunched		
	1. Tatsiana Zhuravleva	mispunched			mispunched		
	2. Andrey Salin	14:25	25	+1:38	mispunched		
	3. Vasili Straltsou	14:08	20	+1:45	mispunched		
	4. Anastasia Denisova	14:27	10	+1:19	mispunched		
	Korea, Republic of 1				mispunched		
	1. Yoonsun Cha	24:54	29	+11:29	24:54	29	
	2. Geun Hee Hong	19:16	31	+6:29	44:10	29	0
	3. Bosang Hyun	27:50	31	+15:27	1:12:00	29	0
	4. Kyeongmi Park	mispunched			mispunched		

Plac	Name	Leg time	Leg pl	Leg diff	Time	Co plac	Diff
	Russian Federation 1				mispunched		
	1. Natalia Gemperle	mispunched			mispunched		
	2. Artem Popov	13:56	17	+1:09	mispunched		
	3. Andrey Khramov	13:08	7	+0:45	mispunched		
	4. Galina Vinogradova	13:54	4	+0:46	mispunched		

Please report errors in the result list to the organiser.

○ミドルディスタンス競技

- Middle distance Tanum. Tue 23 aug -



Scale 1:10 000. 5 m contours

Map and course information
 Course setter: Göran Olsson
 Mapping: Bo Herderesson
 Copyright: Kvillebyns SK
 Layout: Inge Josefsson
 Offset printing: IT Grafiska AB
 Laser scanning: Lantmäteriet

WOC 2016 middle distance			
Men	6,3 km	290 m	
1	129 ✓	♂	○
2	128	mm	1,5
3	123	♂	
4	122 →	mm	1,5
5	121	♂	
6	120	mm	1,5
7	112	○	≡
8	119 ✓	•	○
9	126	mm	1,5
10	108 ✓	♂	
11	106	♂	
12	132	•	○
13	101	♂	—
14	113	♂	
15	127	♂	—
16	131	※	○
17	109	♂	○
18	116	≡	3,7
19	130	♂	○
20	124	+	
○ — 280 m —→			
21	117 →	♂	T
22	125	♂	
23	104	mm	2,0
24	105 ✓	•	○
25	100 ↑	mm	3,0
○ — 300 m —→			

Official results for Middle

Name: Middle

Organisers:  Bohuslan Dals OF /  Sweden

Date: 23 August 2016

Men 6 340 m, 76 starting competitors

Plac	Name	Organisation	Time	Diff	Km time
1	Matthias Kyburz	SUI	37:09		5:51
2	Olav Lundanes	NOR	37:23	+0:14	5:53
3	Daniel Hubmann	SUI	37:32	+0:23	5:55
4	Thierry Gueorgiou	FRA	37:44	+0:35	5:57
5	Lucas Basset	FRA	37:51	+0:42	5:58
6	Magne Daehli	NOR	38:21	+1:12	6:02
7	Gustav Bergman	SWE	39:03	+1:54	6:09
8	Hannu Airila	FIN	39:18	+2:09	6:11
9	Peter Oberg	SWE	39:19	+2:10	6:12
10	Fredric Portin	FIN	39:21	+2:12	6:12
11	Vojtech Kral	CZE	39:35	+2:26	6:14
12	Albin Ridefelt	SWE	39:41	+2:32	6:15
13	Dmitry Tsvetkov	RUS	39:44	+2:35	6:16
13	Ruslan Glibov	UKR	39:44	+2:35	6:16
15	Fabian Hertner	SUI	39:53	+2:44	6:17
16	Pavlo Ushkvarok	UKR	39:58	+2:49	6:18
17	Jan Sedivy	CZE	40:07	+2:58	6:19
18	Eskil Kinneberg	NOR	40:19	+3:10	6:21
19	Graham Gristwood	GBR	40:30	+3:21	6:23
20	Jan Prochazka	CZE	40:39	+3:30	6:24
21	Florian Howald	SUI	40:54	+3:45	6:27
22	Ralph Street	GBR	41:00	+3:51	6:28
23	Valentin Novikov	RUS	41:17	+4:08	6:30
24	Andreas Kyburz	SUI	41:20	+4:11	6:31
25	Timo Sild	EST	41:22	+4:13	6:31
26	Edgars Bertuks	LAT	41:32	+4:23	6:33
27	Miika Kirmula	FIN	41:46	+4:37	6:35
28	Ivan Sirakov	BUL	41:50	+4:41	6:35
29	Robert Merl	AUT	41:53	+4:44	6:36
30	Oleksandr Kratov	UKR	42:10	+5:01	6:39
31	Lauri Sild	EST	42:13	+5:04	6:39
32	Bartosz Pawlak	POL	42:30	+5:21	6:42
33	Aleksei Alekseyonok	BLR	42:42	+5:33	6:44
34	Gernot Kerschbaumer	AUT	42:46	+5:37	6:44
35	Soren Bobach	DEN	42:50	+5:41	6:45
36	Martins Sirmais	LAT	43:08	+5:59	6:48
37	Nicolas Simonin	IRL	43:09	+6:00	6:48
38	Andreu Blanes	ESP	43:44	+6:35	6:53
39	Jonas Vytautas Gvildys	LTU	43:46	+6:37	6:54
40	Nicolas Rio	FRA	43:49	+6:40	6:54

Plac	Name	Organisation	Time	Diff	Km time
41	Hector Haines	GBR	43:54	+6:45	6:55
42	Aron Bako	HUN	44:44	+7:35	7:03
43	Riccardo Scalet	ITA	45:11	+8:02	7:07
44	Julian Dent	AUS	45:27	+8:18	7:10
45	Bjoern Cederberg	DEN	45:29	+8:20	7:10
46	Mate Baumholczer	HUN	45:35	+8:26	7:11
47	Michal Krajcik	SVK	46:11	+9:02	7:17
48	Tim Robertson	NZL	46:26	+9:17	7:19
49	Bjarne Friedrichs	GER	46:43	+9:34	7:22
50	Yasar Ismet Demiroz	TUR	46:58	+9:49	7:24
51	Aleksander Bernaciak	POL	47:07	+9:58	7:25
52	Toby Scott	NZL	47:12	+10:03	7:26
53	Sebastian Inderst	ITA	47:57	+10:48	7:33
54	Martynas Tirlikas	LTU	48:00	+10:51	7:34
55	Tiago Romao	POR	49:07	+11:58	7:44
56	Ivaylo Kamenarov	BUL	50:14	+13:05	7:55
57	Tomas Hendrickx	BEL	50:43	+13:34	7:59
58	Philipp Mueller	GER	50:47	+13:38	8:00
59	Luis Nogueira	ESP	51:28	+14:19	8:07
60	Dzianis Monich	BLR	52:26	+15:17	8:16
61	Eric Kemp	CAN	52:32	+15:23	8:17
62	Ross Smith	USA	52:57	+15:48	8:21
63	Matija Razum	CRO	53:40	+16:31	8:27
64	Guy Sabo	ISR	58:10	+21:01	9:10
65	Mutsuki Matsushita	JPN	1:00:32	+23:23	9:32
66	Nikola Bilic	SRB	1:02:29	+25:20	9:51
67	Nicholas Mulder	RSA	1:05:02	+27:53	10:15
68	Tsz Wai Yu	HKG	1:06:10	+29:01	10:26
69	Mark Heikoop	NED	1:30:46	+53:37	14:18
70	Kuan Yu Lin	TPE	1:41:03	+1:03:54	15:56
71	Geun Hee Hong	KOR	1:43:38	+1:06:29	16:20
72	Luka Vulic	MNE	1:54:29	+1:17:20	18:03
	Mohamed Abd El Baky	EGY	disqualified		
	Diego Mardones	CHI	disqualified		
	Pablo Sanguinetti	URU	disqualified		
	Jamar Chad Calliste	BAR	disqualified		

Women

5 080 m, 66 starting competitors

Plac	Name	Organisation	Time	Diff	Km time
1	Tove Alexandersson	SWE	33:57		6:40
2	Heidi Bagstevold	NOR	34:32	+0:35	6:47
3	Natalia Gemperle	RUS	34:35	+0:38	6:48
4	Emily Kemp	CAN	34:50	+0:53	6:51
5	Maja Alm	DEN	35:24	+1:27	6:58
6	Marika Teini	FIN	35:46	+1:49	7:02
7	Sabine Hauswirth	SUI	36:03	+2:06	7:05

Plac	Name	Organisation	Time	Diff	Km time
8	Anastasia Denisova	BLR	36:30	+2:33	7:11
9	Mari Fasting	NOR	36:34	+2:37	7:11
10	Amelie Chataing	FRA	36:36	+2:39	7:12
11	Natalia Efimova	RUS	36:41	+2:44	7:13
12	Julia Gross	SUI	36:47	+2:50	7:14
12	Merja Rantanen	FIN	36:47	+2:50	7:14
14	Anne Margrethe Hausken Nordberg	NOR	36:58	+3:01	7:16
15	Svetlana Mironova	RUS	37:01	+3:04	7:17
16	Helena Jansson	SWE	37:08	+3:11	7:18
17	Sarina Jenzer	SUI	37:15	+3:18	7:19
18	Nadiya Volynska	UKR	37:53	+3:56	7:27
19	Inga Dambe	LAT	37:54	+3:57	7:27
20	Denisa Kosova	CZE	38:04	+4:07	7:29
21	Saila Kinni	FIN	38:05	+4:08	7:29
22	Signe Klinting	DEN	38:08	+4:11	7:30
23	Emma Johansson	SWE	38:12	+4:15	7:31
24	Lizzie Ingham	NZL	38:36	+4:39	7:35
25	Hollie Orr	GBR	38:40	+4:43	7:36
26	Anna Bachman	SWE	38:41	+4:44	7:36
27	Dana Safka Brozkova	CZE	39:07	+5:10	7:42
28	Isia Basset	FRA	39:08	+5:11	7:42
29	Ida Bobach	DEN	39:10	+5:13	7:42
30	Susen Loesch	GER	39:16	+5:19	7:43
31	Laura Vike	LAT	40:12	+6:15	7:54
32	Evely Kaasiku	EST	40:14	+6:17	7:55
33	Fanni Gyurko	HUN	40:52	+6:55	8:02
34	Ursula Kadan	AUT	41:05	+7:08	8:05
35	Adela Indrakova	CZE	41:14	+7:17	8:07
36	Vanessa Round	AUS	41:27	+7:30	8:09
37	Louise Oram	CAN	41:29	+7:32	8:09
38	Carlotta Scalet	ITA	41:43	+7:46	8:12
39	Jessica Tullie	GBR	43:07	+9:10	8:29
40	Ildiko Szerencsi	HUN	43:23	+9:26	8:32
41	Anna Serrallonga Arques	ESP	43:33	+9:36	8:34
42	Hanna Wisniewska	POL	43:35	+9:38	8:34
43	Kate Morrison	NZL	44:13	+10:16	8:42
44	Sandra Pauzaite	LTU	44:36	+10:39	8:46
45	Jo Allison	AUS	44:54	+10:57	8:50
46	Samantha Saeger	USA	45:03	+11:06	8:52
47	Jo Shepherd	GBR	45:10	+11:13	8:53
48	Inga Kazlauskaite	LTU	45:55	+11:58	9:02
49	Esther Gil Brotons	ESP	46:23	+12:26	9:07
50	Laura Joonas	EST	46:40	+12:43	9:11
51	Aleksandra Hornik	POL	47:01	+13:04	9:15
52	Anja Arbter	AUT	47:44	+13:47	9:23
53	Sabine Rothaug	GER	49:15	+15:18	9:41
54	Niamh OBoyle	IRL	52:09	+18:12	10:15

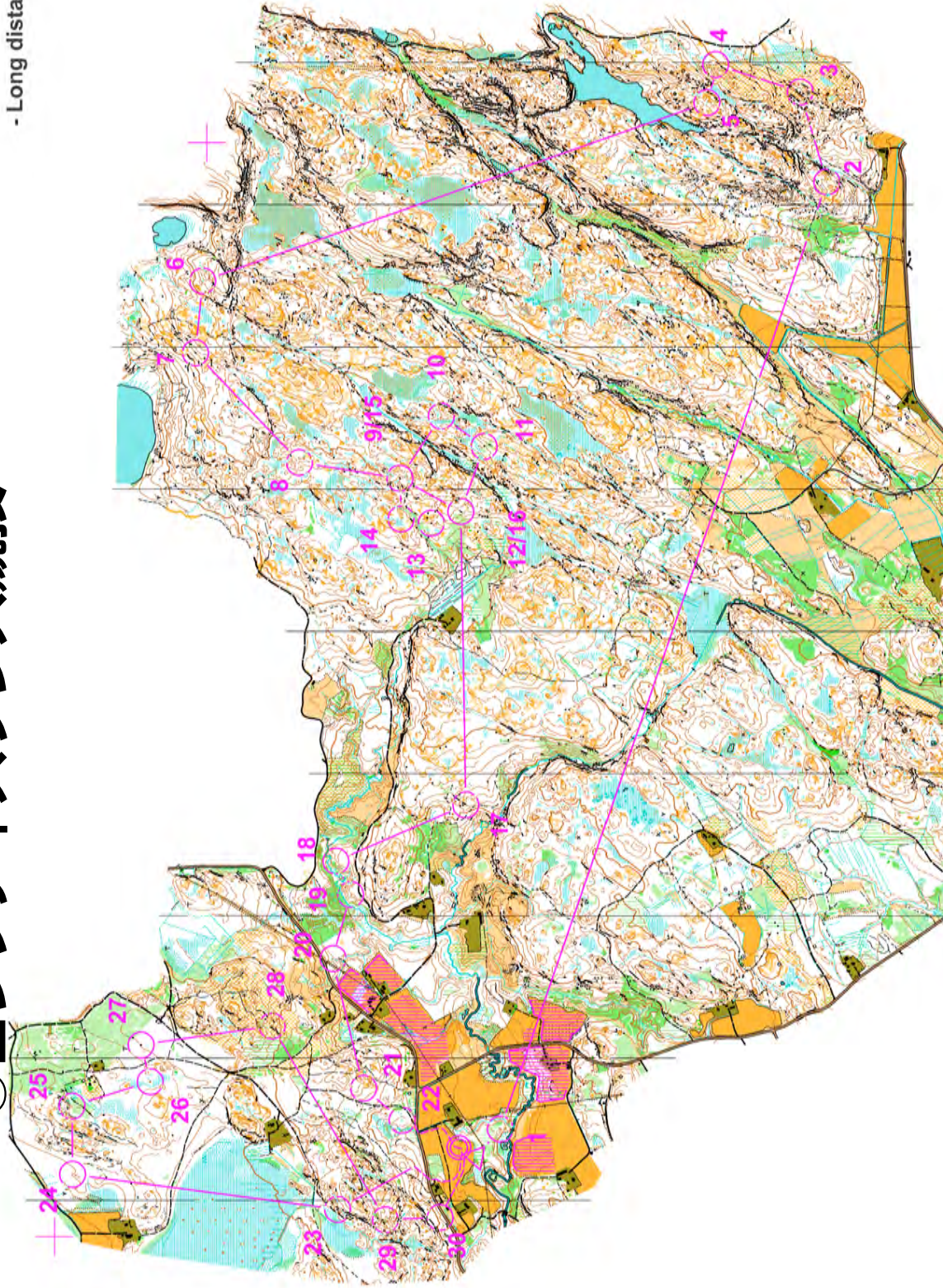
Plac	Name	Organisation	Time	Diff	Km time
55	Kseniya Popova	USA	53:48	+19:51	10:35
56	Antoaneta Dyaksova	BUL	54:01	+20:04	10:37
57	Carolina Delgado	POR	1:00:21	+26:24	11:52
58	Dudu Erol	TUR	1:00:44	+26:47	11:57
59	Sladjana Jovanovic	SRB	1:01:48	+27:51	12:09
60	Hau Wah Brenda Chan	HKG	1:04:27	+30:30	12:41
61	Mirja Pavic	CRO	1:06:12	+32:15	13:01
62	Szu Ying Wu	TPE	1:30:13	+56:16	17:45
63	Yoonsun Cha	KOR	1:42:34	+1:08:37	20:11
	Sonia Caminos	ARG	mispunched		
	Stella Efstathiou	CYP	mispunched		
	Olha Panchenko	UKR	mispunched		
	Shuangyan Hao	CHN	did not start		

Please report errors in the result list to the organiser.

○ロングディスタンス競技

- Long distance Strömstad East. Thu 2

Scale 1:15 000. 5 m contic



WOC 2016 long distance		15.5 km	640 m
Men			
1	101	↑	○
2	102	Λ	—
3	104	▲	12
4	105	●	3x10
5	106	↙	3x10
6	108	≡	1.5
7	109	≡	1.5
8	110	Λ	—
9	111	▲	1.4
10	113	▷	—
11	115	▷	1.6
12	112	≡	2.0
13	114	↙	1.3
14	116	○	—
15	111	▲	1.4
16	112	≡	2.0
17	117	↙	2.0
18	119	Λ	—
19	120	∪	3x5
20	121	Λ	—
21	123	Λ	—
22	124	≡	3x5
23	128	≡	1.5
24	131	≡	—
25	132	↙	—
26	127	●	—
27	128	▲	1.5
28	125	●	—
29	130	Λ	—
30	100	Λ	—

Official results for Long

Name: Long

Organisers:  Bohuslan Dals OF /  Sweden

Date: 25 August 2016

Men 15 450 m, 68 starting competitors

Plac	Name	Organisation	Time	Diff	Km time
1	Olav Lundanes	NOR	1:33:27		6:02
2	Thierry Gueorgiou	FRA	1:35:13	+1:46	6:09
3	Daniel Hubmann	SUI	1:35:32	+2:05	6:11
4	Lucas Basset	FRA	1:39:16	+5:49	6:25
5	Carl Godager Kaas	NOR	1:39:19	+5:52	6:25
6	Magne Daehli	NOR	1:39:33	+6:06	6:26
7	Matthias Kyburz	SUI	1:39:39	+6:12	6:26
8	Frederic Tranchand	FRA	1:40:21	+6:54	6:29
9	Fredrik Bakkman	SWE	1:41:01	+7:34	6:32
10	Timo Sild	EST	1:41:16	+7:49	6:33
11	William Lind	SWE	1:43:26	+9:59	6:41
12	Jan Sedivy	CZE	1:44:16	+10:49	6:44
13	Mikko Siren	FIN	1:45:05	+11:38	6:48
14	Milos Nykodym	CZE	1:45:16	+11:49	6:48
15	Baptiste Rollier	SUI	1:45:27	+12:00	6:49
16	Fredric Portin	FIN	1:45:54	+12:27	6:51
17	Andreas Kyburz	SUI	1:46:23	+12:56	6:53
18	Olli Markus Taivainen	FIN	1:46:47	+13:20	6:54
19	Hector Haines	GBR	1:46:53	+13:26	6:55
20	Vincent Coupat	FRA	1:47:32	+14:05	6:57
21	Valentin Novikov	RUS	1:47:35	+14:08	6:57
22	Gernot Kerschbaumer	AUT	1:47:46	+14:19	6:58
23	Gustav Bergman	SWE	1:48:53	+15:26	7:02
24	Edgars Bertuks	LAT	1:49:57	+16:30	7:06
25	Dmitry Tsvetkov	RUS	1:50:09	+16:42	7:07
26	Alasdair McLeod	GBR	1:50:44	+17:17	7:10
27	Pavel Kubat	CZE	1:52:13	+18:46	7:15
28	Ruslan Glibov	UKR	1:53:55	+20:28	7:22
29	Nicolas Simonin	IRL	1:55:24	+21:57	7:28
30	Kenny Kivikas	EST	1:55:48	+22:21	7:29
30	Giacomo Zagonel	ITA	1:55:48	+22:21	7:29
32	Denys Shcherbakov	UKR	1:55:57	+22:30	7:30
33	Aleksei Alekseyonok	BLR	1:56:00	+22:33	7:30
34	Andris Jubelis	LAT	1:57:10	+23:43	7:35
35	Julian Dent	AUS	1:59:06	+25:39	7:42
36	Antonio Martinez Perez	ESP	1:59:41	+26:14	7:44
37	Alan Cherry	GBR	2:00:21	+26:54	7:47
38	Simonas Krepsta	LTU	2:00:39	+27:12	7:48
39	Artem Panchenko	UKR	2:01:01	+27:34	7:49
40	Christopher Forne	NZL	2:01:24	+27:57	7:51

Plac	Name	Organisation	Time	Diff	Km time
41	Helmut Gremmel	AUT	2:01:38	+28:11	7:52
42	Michal Krajcik	SVK	2:01:55	+28:28	7:53
43	Martynas Tirlikas	LTU	2:02:40	+29:13	7:56
44	Roger CASAL i FERNANDEZ	ESP	2:03:28	+30:01	7:59
45	Bartosz Pawlak	POL	2:04:07	+30:40	8:02
46	Ivan Sirakov	BUL	2:04:36	+31:09	8:03
47	Bjoern Cederberg	DEN	2:05:05	+31:38	8:05
48	Bjarne Friedrichs	GER	2:06:06	+32:39	8:09
49	Tiago Aires	POR	2:09:04	+35:37	8:21
50	Benjamin Anciaux	BEL	2:09:05	+35:38	8:21
51	Sebastian Inderst	ITA	2:11:37	+38:10	8:31
52	Gene Beveridge	NZL	2:13:02	+39:35	8:36
53	Magnus Dewett	DEN	2:15:27	+42:00	8:46
54	Mate Baumholczer	HUN	2:15:56	+42:29	8:47
55	Andrey Salin	BLR	2:16:22	+42:55	8:49
56	Eric Bone	USA	2:16:48	+43:21	8:51
57	Damian Konotopetz	CAN	2:16:58	+43:31	8:51
58	Yasar Ismet Demiroz	TUR	2:17:23	+43:56	8:53
59	Felix Spaeth	GER	2:24:17	+50:50	9:20
60	Hirokazu Osaki	JPN	2:24:48	+51:21	9:22
61	Nitsan Yasur	ISR	2:26:38	+53:11	9:29
62	Nicholas Mulder	RSA	2:42:28	+1:09:01	10:30
63	Matija Razum	CRO	2:44:59	+1:11:32	10:40
64	Nikola Bilic	SRB	2:59:15	+1:25:48	11:36
65	Kin Wai Lee	HKG	3:09:37	+1:36:10	12:16
	Mark Heikoop	NED	disqualified		
	Lachezar Iliev	BUL	mispunched		
	Aron Bako	HUN	mispunched		
	Aleksander Bernaciak	POL	did not start		

Women 11 220 m, 61 starting competitors

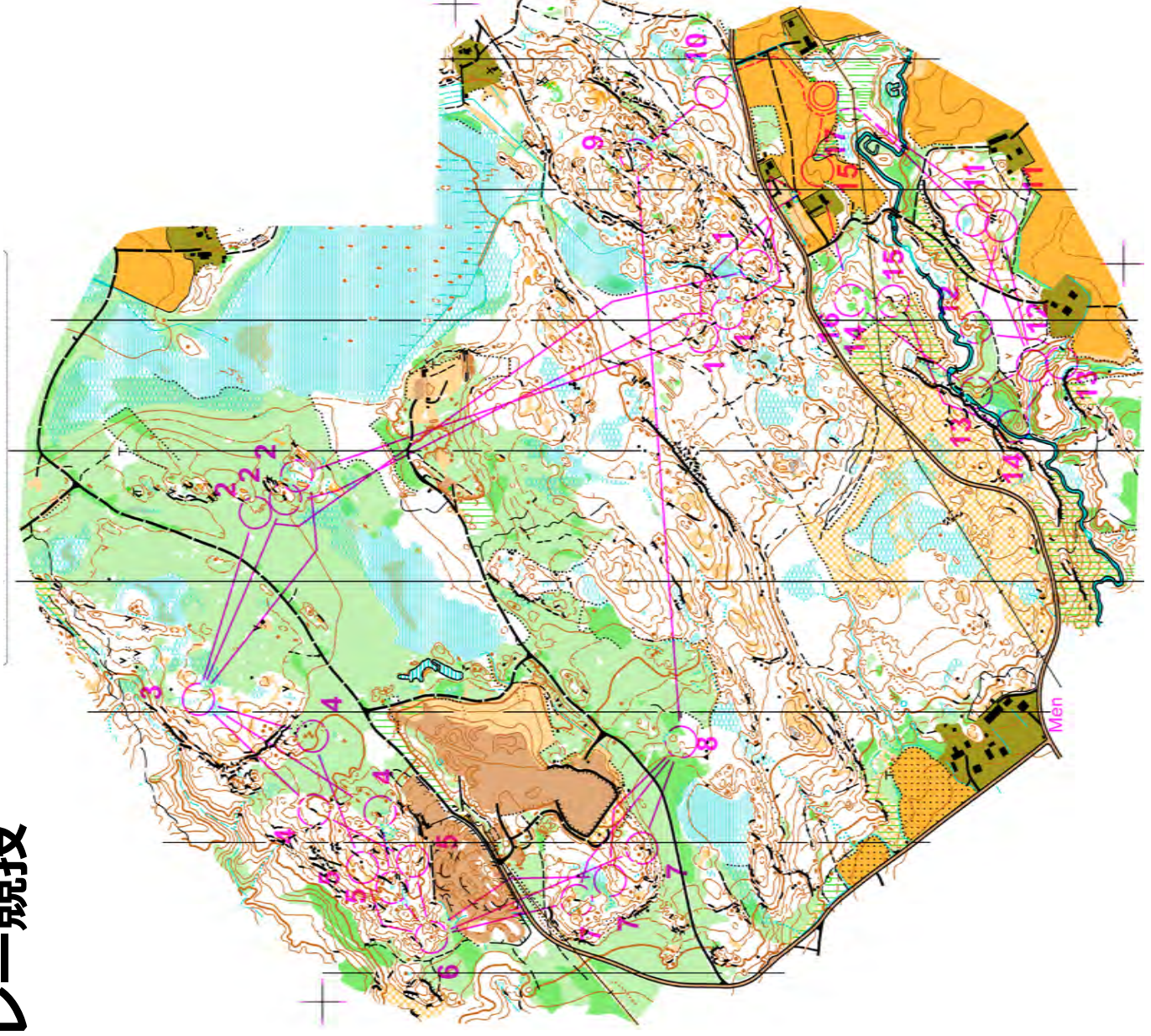
Plac	Name	Organisation	Time	Diff	Km time
1	Tove Alexandersson	SWE	1:26:24		7:42
2	Natalia Gemperle	RUS	1:26:50	+0:26	7:44
3	Anne Margrethe Hausken Nordberg	NOR	1:28:25	+2:01	7:52
4	Judith Wyder	SUI	1:28:43	+2:19	7:54
5	Saila Kinni	FIN	1:34:14	+7:50	8:23
6	Anastasia Denisova	BLR	1:34:22	+7:58	8:24
7	Mari Fasting	NOR	1:34:33	+8:09	8:25
8	Emily Kemp	CAN	1:35:54	+9:30	8:32
9	Heidi Bagstevold	NOR	1:36:31	+10:07	8:36
10	Sabine Hauswirth	SUI	1:36:33	+10:09	8:36
11	Julia Gross	SUI	1:37:12	+10:48	8:39
12	AnniMaija Fincke	FIN	1:37:14	+10:50	8:39
13	Anastasia Rudnaya	RUS	1:37:23	+10:59	8:40

Plac	Name	Organisation	Time	Diff	Km time
14	Lina Strand	SWE	1:37:44	+11:20	8:42
15	Emma Johansson	SWE	1:38:58	+12:34	8:49
16	Sofia Haajanen	FIN	1:39:27	+13:03	8:51
17	Dana Safka Brozkova	CZE	1:39:41	+13:17	8:53
18	Anna Bachman	SWE	1:39:59	+13:35	8:54
19	Amelie Chataing	FRA	1:41:32	+15:08	9:02
20	Svetlana Mironova	RUS	1:41:46	+15:22	9:04
21	Anna Serrallonga Arques	ESP	1:43:07	+16:43	9:11
22	Susen Loesch	GER	1:44:06	+17:42	9:16
23	Isia Basset	FRA	1:45:22	+18:58	9:23
24	Catherine Taylor	GBR	1:46:38	+20:14	9:30
25	Signe Klinting	DEN	1:47:08	+20:44	9:32
26	Annika Rihma	EST	1:47:16	+20:52	9:33
27	Tekle Emilija Gvildyte	LTU	1:47:51	+21:27	9:36
28	Cecilie Friberg Klysner	DEN	1:48:12	+21:48	9:38
29	Ursula Kadan	AUT	1:48:13	+21:49	9:38
30	Vendula Haldin	CZE	1:48:42	+22:18	9:41
31	Lizzie Ingham	NZL	1:48:45	+22:21	9:41
32	Fanni Gyurko	HUN	1:49:26	+23:02	9:45
33	Christine Kirchlechner	ITA	1:50:05	+23:41	9:48
34	Louise Oram	CAN	1:50:23	+23:59	9:50
35	Jana Knapova	CZE	1:51:17	+24:53	9:55
36	Laura Ramstein	AUT	1:51:29	+25:05	9:56
37	Arntraut Goetsch	GER	1:53:30	+27:06	10:06
38	Regina Bertoti	HUN	1:53:32	+27:08	10:07
39	Hanna Wisniewska	POL	1:53:42	+27:18	10:08
40	Iliana Ilieva	BUL	1:55:55	+29:31	10:19
41	Samantha Saeger	USA	1:57:09	+30:45	10:26
42	Esther Gil Brotons	ESP	2:01:40	+35:16	10:50
43	Sandra Pauzaitė	LTU	2:01:43	+35:19	10:50
44	Alona Sukharevska	UKR	2:02:31	+36:07	10:55
45	Jo Allison	AUS	2:03:57	+37:33	11:02
46	Marianne Haug	EST	2:05:00	+38:36	11:08
47	Laura Vike	LAT	2:05:20	+38:56	11:10
48	Jolanta Kolosinska	POL	2:05:25	+39:01	11:10
49	Jo Shepherd	GBR	2:05:53	+39:29	11:13
50	Imogene Scott	NZL	2:06:43	+40:19	11:17
51	Olga Sluta	UKR	2:06:45	+40:21	11:17
52	Natasha Key	AUS	2:08:33	+42:09	11:27
53	Mariana Moreira	POR	2:15:15	+48:51	12:03
54	Dudu Erol	TUR	2:17:11	+50:47	12:13
55	Niamh OBoyle	IRL	2:18:32	+52:08	12:20
56	Alexandra Jospe	USA	2:32:46	+1:06:22	13:36
57	Sladjana Jovanovic	SRB	2:41:42	+1:15:18	14:24
58	Mirja Pavic	CRO	2:41:44	+1:15:20	14:24
59	Wai Lan Iris Lui	HKG	2:41:45	+1:15:21	14:24
	Hollie Orr	GBR		mispunched	

Plac	Name	Organisation	Time	Diff	Km time
	Inga Dambe	LAT	mispunched		
	Shuangyan Hao	CHN	did not start		
	Ida Bobach	DEN	did not start		

Please report errors in the result list to the organiser.

○リレー競技



Official results for Relay

Name: Relay

Organisers:  Bohuslan Dals OF /  Sweden

Date: 27 August 2016

Women

 27 starting competitors

[Leg 1](#) | [Leg 2](#) | [Leg 3](#) | **Total**

Plac	Name	Leg time	Leg pl	Leg diff	Time	Co plac	Diff
1	Russian Federation 1				1:48:21		
	1. Anastasia Rudnaya	34:59	4	+0:05	34:59	4	
	2. Svetlana Mironova	35:06	1		1:10:05	2	-2
	3. Natalia Gemperle	38:16	3	+1:57	1:48:21	1	-1
2	Denmark 1				1:48:53		
	1. Signe Klinting	36:13	7	+1:19	36:13	7	
	2. Ida Bobach	36:21	4	+1:15	1:12:34	4	-3
	3. Maja Alm	36:19	1		1:48:53	2	-2
3	Finland 1				1:49:41		
	1. Sari Anttonen	34:55	2	+0:01	34:55	2	
	2. Marika Teini	35:09	2	+0:03	1:10:04	1	-1
	3. Merja Rantanen	39:37	6	+3:18	1:49:41	3	+2
4	Switzerland 1				1:50:56		
	1. Julia Gross	34:54	1		34:54	1	
	2. Sabine Hauswirth	37:52	6	+2:46	1:12:46	6	+5
	3. Judith Wyder	38:10	2	+1:51	1:50:56	4	-2
5	Sweden 1				1:51:13		
	1. Lina Strand	36:44	12	+1:50	36:44	12	
	2. Emma Johansson	36:01	3	+0:55	1:12:45	5	-7
	3. Tove Alexandersson	38:28	4	+2:09	1:51:13	5	0
6	Norway 1				1:53:42		
	1. Heidi Bagstevold	34:57	3	+0:03	34:57	3	
	2. Mari Fasting	36:45	5	+1:39	1:11:42	3	0
	3. Anne Margrethe Hausken Nordberg	42:00	8	+5:41	1:53:42	6	+3
7	France 1				1:57:01		
	1. Isia Basset	36:18	10	+1:24	36:18	10	
	2. Lea Vercellotti	40:02	9	+4:56	1:16:20	8	-2
	3. Amelie Chataing	40:41	7	+4:22	1:57:01	7	-1
8	Latvia 1				2:03:57		
	1. Inga Dambe	35:13	5	+0:19	35:13	5	
	2. Laura Vike	41:17	13	+6:11	1:16:30	9	+4
	3. Sandra Grosberga	47:27	15	+11:08	2:03:57	8	-1
9	Germany 1				2:04:02		
	1. Arntraut Goetsch	36:19	11	+1:25	36:19	11	
	2. Christiane Troesse	44:20	16	+9:14	1:20:39	13	+2
	3. Susen Loesch	43:23	9	+7:04	2:04:02	9	-4
10	Italy 1				2:06:51		
	1. Carlotta Scalet	36:17	9	+1:23	36:17	9	
	2. Christine Kirchlechner	41:00	12	+5:54	1:17:17	10	+1
	3. Nicole Scalet	49:34	19	+13:15	2:06:51	10	0
11	Spain 1				2:07:57		
	1. Ona Rafols Perramon	37:16	16	+2:22	37:16	16	
	2. Esther Gil Brotons	44:25	17	+9:19	1:21:41	15	-1

Plac	Name	Leg time	Leg pl	Leg diff	Time	Co plac	Diff
	3. Anna Serrallonga Arques	46:16	14	+9:57	2:07:57	11	-4
12	Great Britain 1				2:07:58		
	1. Jessica Tullie	40:17	20	+5:23	40:17	20	
	2. Hollie Orr	39:50	7	+4:44	1:20:07	12	-8
	3. Jo Shepherd	47:51	18	+11:32	2:07:58	12	0
13	Estonia 1				2:08:07		
	1. Annika Rihma	37:01	14	+2:07	37:01	14	
	2. Laura Joonas	45:01	19	+9:55	1:22:02	16	+2
	3. Evely Kaasiku	46:05	13	+9:46	2:08:07	13	-3
14	Lithuania 1				2:08:17		
	1. Inga Kazlauskaite	40:10	18	+5:16	40:10	18	
	2. Sandra Pauzaite	40:36	10	+5:30	1:20:46	14	-4
	3. Tekle Emilija Gvildyte	47:31	16	+11:12	2:08:17	14	0
15	Hungary 1				2:08:22		
	1. Fanni Gyurko	36:12	6	+1:18	36:12	6	
	2. Virag Weiler	39:58	8	+4:52	1:16:10	7	+1
	3. Regina Bertoti	52:12	22	+15:53	2:08:22	15	+8
16	Poland 1				2:08:26		
	1. Aleksandra Hornik	36:58	13	+2:04	36:58	13	
	2. Jolanta Kolosinska	47:32	20	+12:26	1:24:30	17	+4
	3. Hanna Wisniewska	43:56	11	+7:37	2:08:26	16	-1
17	Australia 1				2:08:58		
	1. Krystal Neumann	42:14	21	+7:20	42:14	21	
	2. Vanessa Round	42:40	15	+7:34	1:24:54	18	-3
	3. Jo Allison	44:04	12	+7:45	2:08:58	17	-1
18	Austria 1				2:10:29		
	1. Laura Ramstein	37:47	17	+2:53	37:47	17	
	2. Ursula Kadan	40:36	10	+5:30	1:18:23	11	-6
	3. Anja Arbter	52:06	21	+15:47	2:10:29	18	+7
19	Ukraine 1				2:11:04		
	1. Alona Sukharevska	45:35	24	+10:41	45:35	24	
	2. Olha Panchenko	41:35	14	+6:29	1:27:10	19	-5
	3. Nadiya Volynska	43:54	10	+7:35	2:11:04	19	0
20	Canada 1				2:12:07		
	1. Louise Oram	40:11	19	+5:17	40:11	19	
	2. Emma Waddington	52:44	24	+17:38	1:32:55	23	+4
	3. Emily Kemp	39:12	5	+2:53	2:12:07	20	-3
21	New Zealand 1				2:20:13		
	1. Laura Robertson	44:40	23	+9:46	44:40	23	
	2. Kate Morrison	47:43	21	+12:37	1:32:23	22	-1
	3. Lizzie Ingham	47:50	17	+11:31	2:20:13	21	-1
22	United States 1				2:27:16		
	1. Samantha Saeger	37:03	15	+2:09	37:03	15	
	2. Alexandra Jospe	52:50	25	+17:44	1:29:53	21	+6
	3. Hannah Culberg	57:23	24	+21:04	2:27:16	22	+1
23	Bulgaria 1				2:33:04		
	1. Liliana Gotseva	44:35	22	+9:41	44:35	22	
	2. Iliana Ilieva	44:28	18	+9:22	1:29:03	20	-2
	3. Antoaneta Dyaksova	1:04:01	25	+27:42	2:33:04	23	+3
24	Ireland 1				2:34:02		
	1. Niamh OBoyle	48:17	25	+13:23	48:17	25	
	2. Aine McCann	52:18	23	+17:12	1:40:35	24	-1
	3. Roisin Long	53:27	23	+17:08	2:34:02	24	0

Plac	Name	Leg time	Leg pl	Leg diff	Time	Co plac	Diff
25	Belarus 1				2:57:48		
	1. Iryna Lapitskaya	1:18:16	27	+43:22	1:18:16	27	
	2. Tatsiana Zhuravleva	49:28	22	+14:22	2:07:44	26	-1
	3. Anastasia Denisova	50:04	20	+13:45	2:57:48	25	-1
26	Hong Kong 1				3:26:41		
	1. Hau Wah Brenda Chan	57:00	26	+22:06	57:00	26	
	2. Wai Lan Iris Lui	1:09:17	26	+34:11	2:06:17	25	-1
	3. Ka Ki Leung	1:20:24	26	+44:05	3:26:41	26	+1
	Czech Republic 1				mispunched		
	1. Denisa Kosova	36:13	7	+1:19	36:13	7	
	2. Dana Safka Brozkova	mispunched			mispunched		
	3. Adela Indrakova	disqualified			mispunched		

Men 31 starting competitors

Leg 1 | Leg 2 | Leg 3 | Total

Plac	Name	Leg time	Leg pl	Leg diff	Time	Co plac	Diff
1	Norway 1				1:47:44		
	1. Carl Godager Kaas	34:57	1		34:57	1	
	2. Olav Lundanes	34:50	1		1:09:47	1	0
	3. Magne Daehli	37:57	1		1:47:44	1	0
2	Switzerland 1				1:49:38		
	1. Fabian Hertner	35:51	2	+0:54	35:51	2	
	2. Daniel Hubmann	35:44	3	+0:54	1:11:35	2	0
	3. Matthias Kyburz	38:03	2	+0:06	1:49:38	2	0
3	Sweden 1				1:52:23		
	1. Fredrik Bakkman	38:12	9	+3:15	38:12	9	
	2. Gustav Bergman	35:21	2	+0:31	1:13:33	5	-4
	3. William Lind	38:50	3	+0:53	1:52:23	3	-2
4	Great Britain 1				1:53:29		
	1. Kristian Jones	36:38	3	+1:41	36:38	3	
	2. Hector Haines	36:53	10	+2:03	1:13:31	4	+1
	3. Ralph Street	39:58	5	+2:01	1:53:29	4	0
5	Finland 1				1:53:44		
	1. Miika Kirmula	36:41	4	+1:44	36:41	4	
	2. Fredric Portin	36:44	9	+1:54	1:13:25	3	-1
	3. Mikko Siren	40:19	6	+2:22	1:53:44	5	+2
6	France 1				1:56:24		
	1. Lucas Basset	38:23	12	+3:26	38:23	12	
	2. Thierry Gueorgiou	36:13	5	+1:23	1:14:36	6	-6
	3. Frederic Tranchand	41:48	12	+3:51	1:56:24	6	0
7	Latvia 1				1:57:08		
	1. Andris Jubelis	40:09	18	+5:12	40:09	18	
	2. Edgars Bertuks	36:24	8	+1:34	1:16:33	11	-7
	3. Martins Sirmals	40:35	8	+2:38	1:57:08	7	-4
8	Estonia 1				1:57:20		
	1. Sander Vaher	40:03	16	+5:06	40:03	16	
	2. Timo Sild	36:17	6	+1:27	1:16:20	7	-9
	3. Lauri Sild	41:00	10	+3:03	1:57:20	8	+1
9	Denmark 1				1:59:20		
	1. Soren Bobach	37:41	6	+2:44	37:41	6	
	2. Andreas Hougaard Boesen	40:21	14	+5:31	1:18:02	12	+6

Plac	Name	Leg time	Leg pl	Leg diff	Time	Co plac	Diff
	3. Tue Lassen	41:18	11	+3:21	1:59:20	9	-3
10	Lithuania 1				1:59:54		
	1. Vilius Aleliunas	37:42	7	+2:45	37:42	7	
	2. Simonas Krepsta	42:25	20	+7:35	1:20:07	17	+10
	3. Jonas Vytautas Gvildys	39:47	4	+1:50	1:59:54	10	-7
11	Czech Republic 1				1:59:59		
	1. Jan Prochazka	36:45	5	+1:48	36:45	5	
	2. Jan Sedivy	39:39	13	+4:49	1:16:24	8	+3
	3. Vojtech Kral	43:35	14	+5:38	1:59:59	11	+3
12	Ukraine 1				2:00:00		
	1. Pavlo Ushkvarok	40:15	21	+5:18	40:15	21	
	2. Oleksandr Kratov	36:11	4	+1:21	1:16:26	9	-12
	3. Denys Shcherbakov	43:34	13	+5:37	2:00:00	12	+3
13	Austria 1				2:00:06		
	1. Helmut Gremmel	40:12	19	+5:15	40:12	19	
	2. Gernot Kerschbaumer	39:34	12	+4:44	1:19:46	14	-5
	3. Robert Merl	40:20	7	+2:23	2:00:06	13	-1
14	Poland 1				2:02:13		
	1. Michal Olejnik	40:07	17	+5:10	40:07	17	
	2. Bartosz Pawlak	36:23	7	+1:33	1:16:30	10	-7
	3. Aleksander Bernaciak	45:43	17	+7:46	2:02:13	14	+4
15	Russian Federation 1				2:02:26		
	1. Andrey Khramov	43:45	24	+8:48	43:45	24	
	2. Valentin Novikov	38:00	11	+3:10	1:21:45	20	-4
	3. Dmitry Tsvetkov	40:41	9	+2:44	2:02:26	15	-5
16	Spain 1				2:04:13		
	1. Antonio Martinez Perez	38:10	8	+3:13	38:10	8	
	2. Andreu Blanes	41:39	18	+6:49	1:19:49	15	+7
	3. Roger CASAL i FERNANDEZ	44:24	15	+6:27	2:04:13	16	+1
17	Germany 1				2:05:04		
	1. Felix Spaeth	38:25	13	+3:28	38:25	13	
	2. Philipp Mueller	41:29	17	+6:39	1:19:54	16	+3
	3. Bjarne Friedrichs	45:10	16	+7:13	2:05:04	17	+1
18	New Zealand 1				2:06:46		
	1. Tim Robertson	39:10	15	+4:13	39:10	15	
	2. Gene Beveridge	41:08	15	+6:18	1:20:18	18	+3
	3. Christopher Forne	46:28	18	+8:31	2:06:46	18	0
19	Australia 1				2:06:49		
	1. Julian Dent	38:18	10	+3:21	38:18	10	
	2. Simon Uppill	42:01	19	+7:11	1:20:19	19	+9
	3. Leon Russell Keely	46:30	19	+8:33	2:06:49	19	0
20	Belarus 1				2:09:40		
	1. Vasili Straltsou	38:33	14	+3:36	38:33	14	
	2. Aleksei Alekseyonok	41:08	15	+6:18	1:19:41	13	-1
	3. Andrey Salin	49:59	25	+12:02	2:09:40	20	+7
21	Hungary 1				2:15:17		
	1. Aron Bako	40:12	19	+5:15	40:12	19	
	2. Mate Baumholczer	45:14	22	+10:24	1:25:26	21	+2
	3. Levente Tugyi	49:51	24	+11:54	2:15:17	21	0
22	Bulgaria 1				2:16:58		
	1. Ivan Sirakov	43:42	23	+8:45	43:42	23	
	2. Ivaylo Kamenarov	44:05	21	+9:15	1:27:47	22	-1
	3. Lachezar Iliev	49:11	23	+11:14	2:16:58	22	0

Plac	Name	Leg time	Leg pl	Leg diff	Time	Co plac	Diff
23	Italy 1				2:19:53		
	1. Riccardo Scalet	44:52	25	+9:55	44:52	25	
	2. Giacomo Zagonel	46:02	23	+11:12	1:30:54	24	-1
	3. Sebastian Inderst	48:59	22	+11:02	2:19:53	23	-1
24	Ireland 1				2:23:57		
	1. Nicolas Simonin	38:22	11	+3:25	38:22	11	
	2. Conor Short	49:55	26	+15:05	1:28:17	23	+12
	3. Ruairi Short	55:40	27	+17:43	2:23:57	24	+1
25	Canada 1				2:25:56		
	1. Brent Godman	43:35	22	+8:38	43:35	22	
	2. Eric Kemp	50:55	27	+16:05	1:34:30	25	+3
	3. Damian Konotopetz	51:26	26	+13:29	2:25:56	25	0
26	Portugal 1				2:26:09		
	1. Tiago Gingao Leal	47:28	27	+12:31	47:28	27	
	2. Tiago Aires	49:47	25	+14:57	1:37:15	26	-1
	3. Tiago Romao	48:54	21	+10:57	2:26:09	26	0
27	Belgium 1				2:30:00		
	1. Tomas Hendrickx	53:20	29	+18:23	53:20	29	
	2. Jeremy Genar	48:46	24	+13:56	1:42:06	28	-1
	3. Benjamin Anciaux	47:54	20	+9:57	2:30:00	27	-1
28	United States 1				2:34:48		
	1. Eric Bone	47:23	26	+12:26	47:23	26	
	2. Ross Smith	51:20	28	+16:30	1:38:43	27	+1
	3. Giacomo Barbone	56:05	28	+18:08	2:34:48	28	+1
29	Turkey 1				2:46:11		
	1. Orhan Kutlu	49:58	28	+15:01	49:58	28	
	2. Yasar Ismet Demiroz	52:08	29	+17:18	1:42:06	28	0
	3. Huzeyfe Sigirci	1:04:05	29	+26:08	2:46:11	29	+1
30	Hong Kong 1				3:26:45		
	1. Tsz Wai Yu	59:04	30	+24:07	59:04	30	
	2. Gerald Yip	1:14:15	31	+39:25	2:13:19	30	0
	3. Kin Wai Lee	1:13:26	30	+35:29	3:26:45	30	0
	Japan 1				mispunched		
	1. Mutsuki Matsushita	mispunched			mispunched		
	2. Hirokazu Osaki	1:00:19	30	+25:29	mispunched		
	3. Tomoaki Naganawa	did not start			mispunched		

Please report errors in the result list to the organiser.